




SAFE CYLINDER HANDLING

CYLINDER STORAGE


1 Avoid storing cylinders at temperatures below 0°. Content mixture may break down below this temperature.




4 Regularly check for leaks and damages. Keep oil and grease away from the cylinder. Do not use ammonia-based liquid leak detector because this will damage the valve.



2 Do not repaint, attach any labels or markings, or cover the label of a cylinder even if it is rusty, dirty or damaged. If damaged, return to Linde Malaysia immediately.



5 Segregate different gases, full and empty cylinders



3 Store cylinders vertically and secured away from walkways and emergency exits.



6 Use cylinders in accordance with "first in, first out" principle.



7 Install adequate gas detection system.



8 Store must have a clear indication of Dangerous Goods in accordance with regulations.



The floor surface should be solid, flat and firm (ideally, concrete floor).

The area must be dry, not flooded with water, safe, clean, well ventilated and accessible to vehicles to send the cylinder.

Access should be restricted to authorized personnel only.

GAS & CYLINDER USAGE

1 Ensure all accessories connected to the cylinder valve or the process gas is connected properly and in good working condition



5 Wear safety shoes, long sleeves, leather gloves and eye protection when handling cylinders.



2 Open the valve slowly and carefully.



6 Read and understand the cylinder label and Safety Data Sheet (SDS) before using the gas.



8 All personnel handling cylinders must be trained in risk assessment, manual handling and cylinder handling.

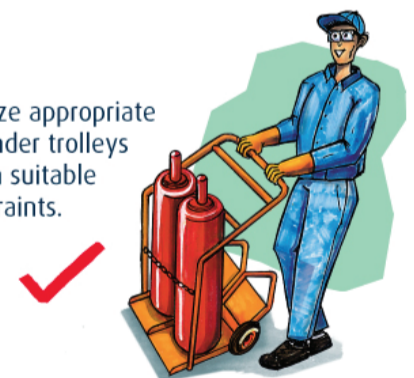
3 Make sure no personnel are standing directly behind the cylinder valve to prevent any injuries due to a loose plug or possible venting




7 Ensure cylinder valves are closed and all attachments removed before transporting the cylinders.



9 Utilize appropriate cylinder trolleys with suitable restraints.



4 All cylinders are considered as full cylinders and need to be carefully controlled regardless of the content. Keep cylinders away from sources of heat, flame and flammable materials.



10 Do not roll cylinders on the floor as this may cause the valve to crack, damage the cylinder, label or painting.



The guidelines and procedures provided herein are none exhaustive. If in doubt, please contact Linde Malaysia for further assistance.

Linde Malaysia Sdn Bhd (100783-W)

Head Office

Level 13, The Pinnacle, Persiaran Lagoon, Bandar Sunway, 47500 Petaling Jaya, Selangor, Malaysia
Phone: +603 5624 8888 • Fax: +603 5611 3512 • URL: www.linde.com, www.linde.com.my

Customer Service Centre

Phone: 1-800-883-888 • Fax: 1-800-888-801

E-mail: csc.lg.my@linde.com (Linde Malaysia)

csceox.lg.my@linde.com (Linde EOX Sarawak)