



Vyntus BODY

# Vyntus™ BODY

Body Plethysmography - Designed to be different

VYNTUS™ BODY

 **vyairé**™  
MEDICAL

# Vyntus™ BODY key features

Stable hand grip.



Equally spread magnets for a tight closure of the door.



Optional integrated aerosol provocation system.



Ultrasonic sensor for high accuracy.



Flexible 3D arm.



Optional height adjustable cart.



Spacious cabin with 1110 L.



Low entry step of only 7 cm.



Flexible chair – for up to 150 kg  
Optional bench – for up to 250 kg.



# Flexibility that makes Vyntus™ BODY different

The flexible 3D arm of the  
Vyntus™ BODY:

- Can be extended outside of the cabin up to an impressive reach of 63 cm.
- Patients in a wheelchair can be measured easily and comfortably outside the cabin.
- Is adjustable in height and position and perfectly adapts to your patients' needs.



# Performing excellence in pulmonary function testing

## Measurement testing capabilities

(Specific) Airway Resistance	sReff, sRtot, sR0.5, sRmid as well as Reff, Rtot, R0.5, Rmid and others
Static Lung Volumes	Absolute lung volumes: TLC, FRCpleth, RV, RV/TLC and others Static Lung Volumes: VC MAX, IC, ERV and others
Dynamic Lung Volumes	FVC, FEV1, FEV1/FVC, MFEF 25-75, FEF 75, PEF and others

## All-in-one cabin options

SB Diffusion	Realtime with determination of DLCO, KCO, VA, TLC, FRC, RV and others. Intra-breath without breathhold and trapped gas evaluation
MIP/MEP	Maximum inspiratory and expiratory pressures
SNIP	Sniff nasal inspiratory pressure
P0.1	Single occlusion resistance measurement
Rocc	FVC, FEV1, FEV1/FVC, MFEF 25-75, FEF 75, PEF and others
Rhinomanometry	Measurement of the nasal flows and resistances
Compliance	Measurement of the dynamic and/or static compliance from the esophagus pressure-volume curve
Bronchial Challenge Testing	Vyntus APS - for automated, software controlled, safe and accurate bronchial provocation testing



# We reengineered every facet of Vyntus™ BODY's breathing circuit, to achieve significant improvements in patient's comfort and accuracy

## Ultrasonic sensor

Double Shot Technology measures twice the number of signals across the flow path providing **enhanced data resolution and precision**.

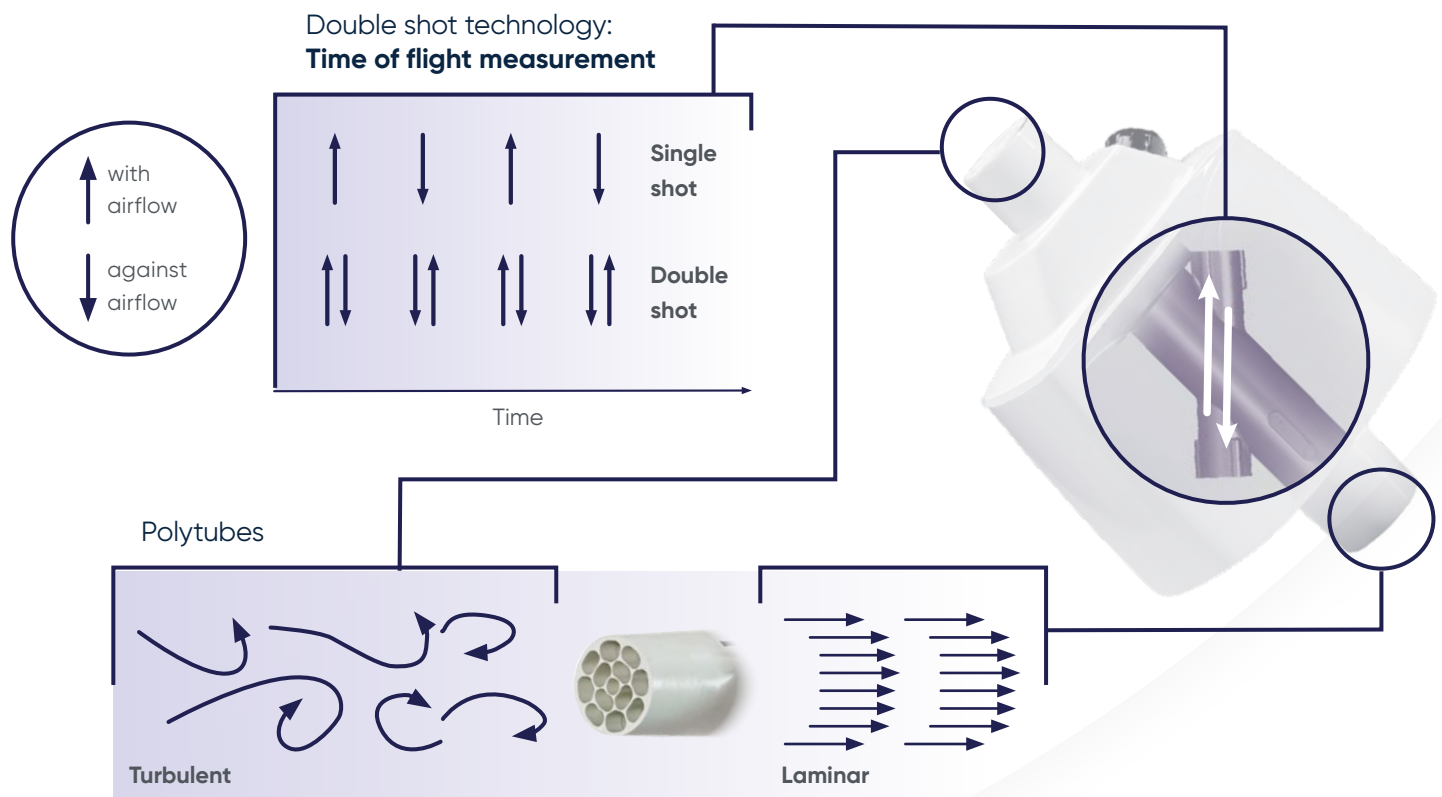
Dynamic Flow Correction: already during the flow measurement we are measuring the gas temperature of each breath. With this information an online BTPS correction is carried out leading to a higher **accuracy and minimizing any drifts**.

**Polytubes** on both sides of the ultrasonic sensor for flow conditioning **making the air laminar**.

Calibration-free: **stay focused on your patients**.

Waterproof: **makes hygiene routines fast and easy**. There is no need to disassemble and reassemble the sensor for the cleaning process.

Patient centricity: No meshes or orifices mean a low resistance and **very comfortable breathing feeling** for the patient.



## Flowpath valve

Simple, maintenance free, magnetically-controlled rotary shutter is **highly responsive to patient effort**. This means an **easier and noise reduced testing experience** as well as testing it right the first time.



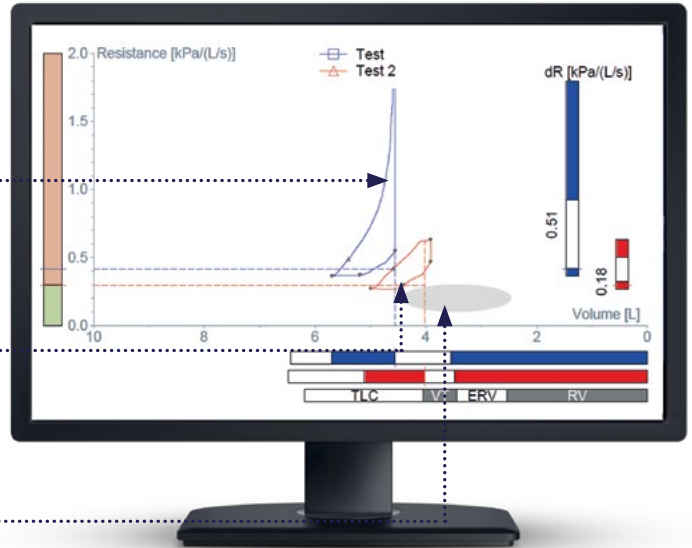
## Stop cross-contamination!

### The MicroGard™ II filter:

- **Reprocessing cycle** for downstreamed parts can be **reduced to twice a year** using the MicroGard filter<sup>1</sup>.
- **Protects** your patients, staff, environment and instruments **from viral and bacterial contamination**.
- Follows the highest safety standards.
- Has an **exceptionally low resistance** to air flow.
- The impact on measurement results is completely removed.
- Is the only **validated filter** for the Vyntus BODY.

# Easy and optimized post-test decision making – visual diagnostic using the Resistance-Volume-Chart

The Resistance-Volume-Chart combines airways resistance and lung volume results in a single breath with no changes in the testing procedure:



Easily analyze the shape of the entire breathing cycle

Quick recognition of pre-post benefit of the therapy

Predicted area for quick orientation

## Smart diagnostics – Improve clinical outcome while saving valuable time

The Vyntus BODY is controlled by the powerful and easy to use **SentrySuite™ software package**. In less than two minutes any operator can smoothly perform a workflow including airways resistance, lung volumes, subdivisions and forced spirometry.

### Guidance and coaching



- Graphical and textual guidance for improved patient instruction and control
- Choice of 10 incentives for children and non-cooperative patients

### Quality control



- Strictly follows ATS/ERS standards and recommendations
- Quality tab for fast and extensive error detection

### Results review



- Highly versatile report program for parameters, graphs and comments
- Features like Z-score calculation, classification bars and interpretation schemes, based on reference values of numerous authors

# ATS/ERS guideline implementation - Your base for high quality results



✓ ERS/ATS 2019  
spirometry guidelines<sup>2</sup>



✓ ERS/ATS 2017  
diffusion guidelines<sup>3</sup>




✓ ATS standardized PFT  
reports<sup>4</sup>

## REFERENCES

1. Based on the Bio Burden DIN EN ISO 11737-1: Report 18AA0193.
2. Graham B, Steenbruggen I, Miller M, et al. Standardization of spirometry 2019 update. An official american thoracic society and european respiratory society technical statement. *Am J Respir Crit Care Med.* 2019; 200:e70–e88.
3. Graham BL, Brusasco V, Burgos F, et al. 2017 ERS/ATS standards for single-breath carbon monoxide uptake in the lung. *Eur Respir J* 2017; 49: 1600016.
4. Culver BH, Graham BL, Coates AL, Wanger J, Berry CE, Clarke PK, et al.; ATS Committee on Proficiency Standards for Pulmonary Function Laboratories. Recommendations for a standardized pulmonary function report: an Official American Thoracic Society technical statement. *Am J Respir Crit Care Med* 2017;196: 1463–1472. Culver et al., 2017. SentrySuite version 3.20 or higher

## GLOBAL HEADQUARTERS

Vyaire Medical, Inc.  
26125 N. Riverwoods Blvd.  
Mettawa, IL 60045  
USA

 Vyaire Medical GmbH  
Leibnizstrasse 7  
97204 Hoechberg  
Germany

 0123

## AUSTRALIAN SPONSOR

Vyaire Medical Pty Ltd  
Suite 5.03, Building C  
11 Talavera Road  
Macquarie Park, NSW 2113  
Australia

## For International use only.

© 2022 Vyaire Medical, Inc. or one of its affiliates. All rights reserved. Vyaire, the Vyaire Medical logo and all other trademarks are trademarks or registered trademarks of Vyaire Medical, Inc. or one of its affiliates. Vyaire's Medical devices are class I & IIa according to Medical Devices Directive 93/42/EEC or Medical Device Regulation EU 2017/745 as indicated on each declaration of conformity. Please read the complete Instructions For Use that come with the devices or follow the instructions on the product labeling. VYR-INT-1900021 | 4.0

